

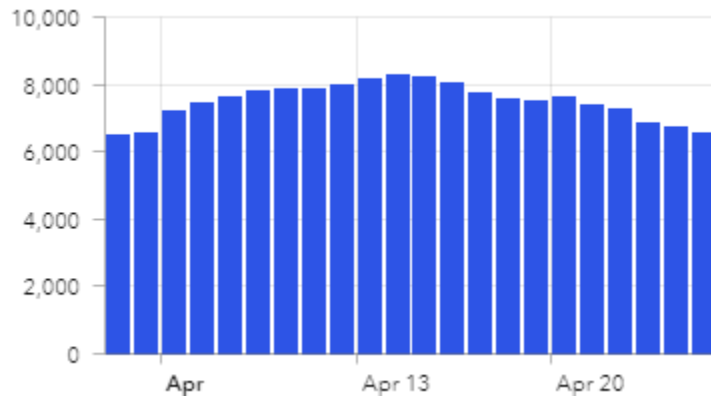
NEW JERSEY DATA 4/26/20

The following graphics are from <https://covid19.nj.gov/#live-updates>. The comments are mine.

Hospitalizations

6,573

71/71 Hospitals Reporting



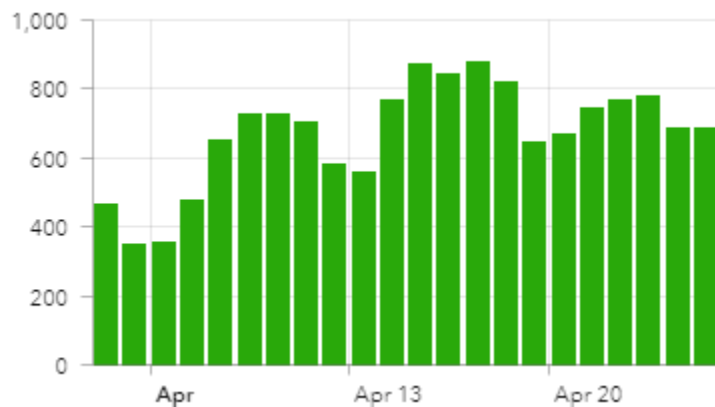
Hospitalizations (total people hospitalized on a given day) peaked a week ago. Hospitalizations has become a better way to track our progress against COVID19 than the number of new infections or doubling time. New infections and doubling time are affected by how much testing is done. Testing has stepped up so consequently the numbers go up. I'll still show the Franklin numbers and compare us to others for prospective but will not likely graph doubling times.

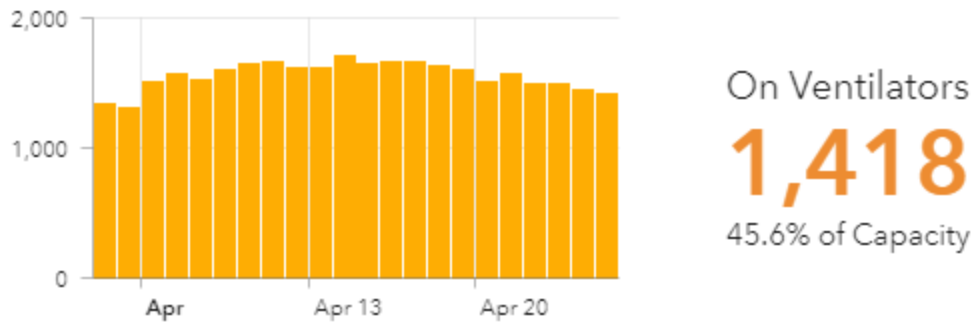
Currently NJ is performing about 10K tests a day. Within two weeks the Governor's office is expecting to go to 20K tests/day. Opening up the state will require wide based testing to be in place.

COVID Discharges

684

68/71 Hospitals Reporting





There are about 3110 ventilators in NJ (1418/0.456). Fortunately, we never exceeded the capacity.

	Number of COVID Deaths	Percent of COVID Deaths
White (non-Hispanic)	1,879	49.30%
Black (non-Hispanic)	838	22.00%
Hispanic (all race definit..)	656	17.20%
Other (non-Hispanic)	233	6.10%
Asian (non-Hispanic)	205	5.40%

I have asked for the Franklin numbers.

COVID-19 Deaths by Age Group

