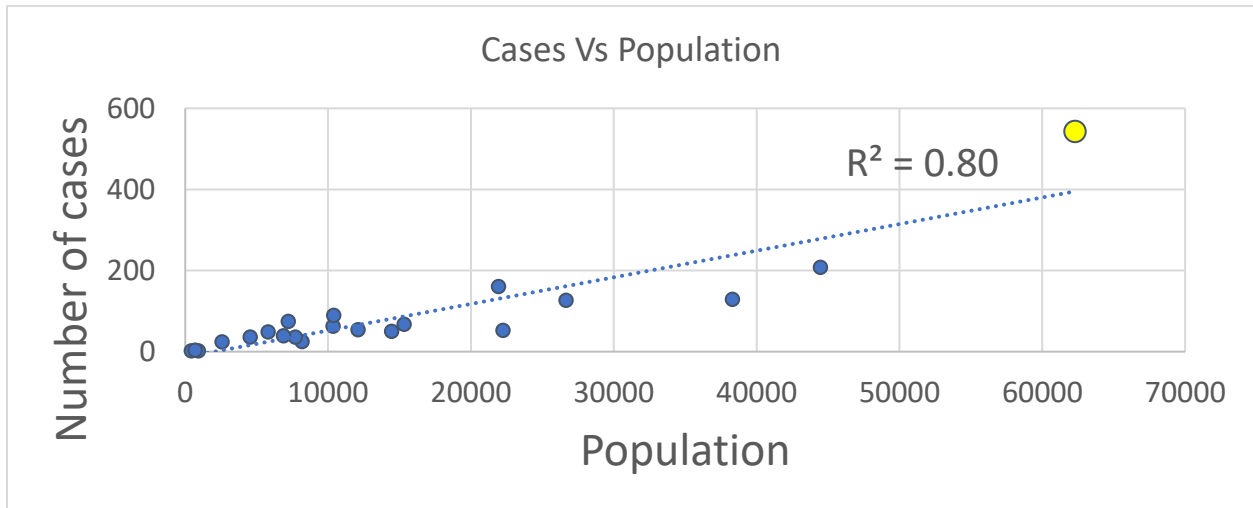
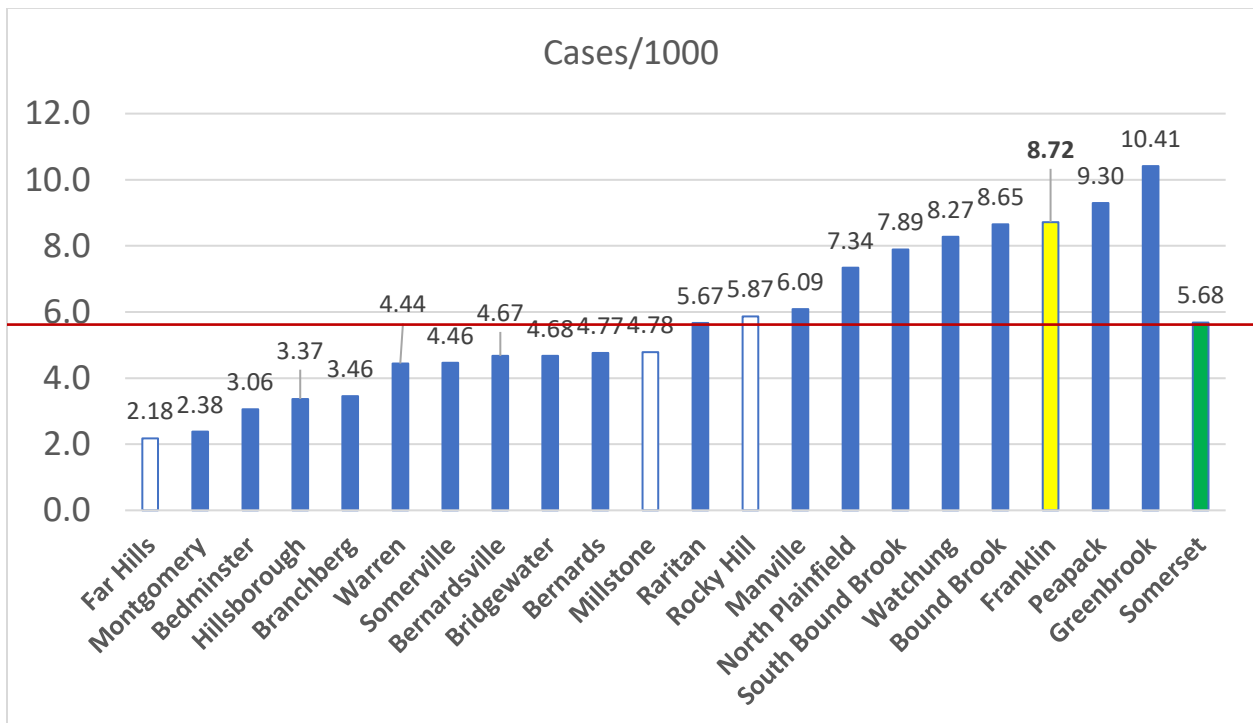


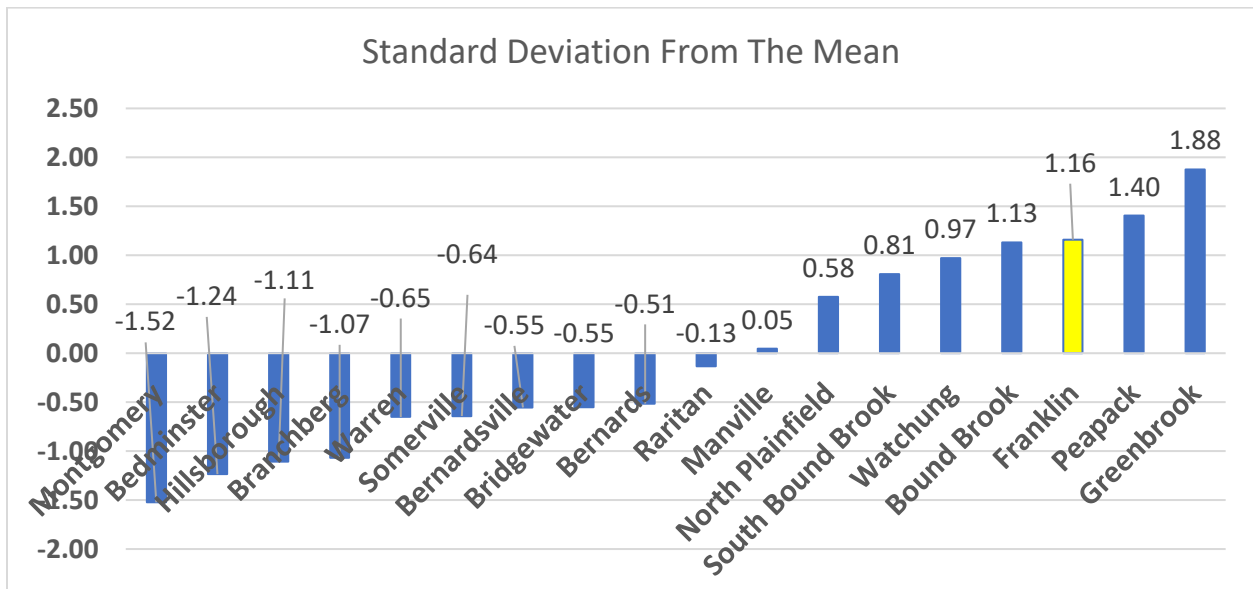
There are a lot of cases in Franklin, but we are also the largest town in Somerset Co. so we need to see if Franklin has more than is expected for its size. I've been tracking this by comparing our municipality to the others. I used the data from the county web site on 4/15/2020. If you plot the number of cases vs population, you get the graph below. Franklin is in yellow and it seems a little high above the line.



Looking at the number of cases per 1000 residents, you get the bar graph below. Franklin is yellow. The county is green. Far Hills, Rocky Hill and Millstone are blank because they have fewer than 1000 people so small numbers make calculations less meaningful. Franklin not only looks high; it is in the 84th percentile so one more calculation is in order to see if it is statistically meaningful.



Things are considered abnormal or an outlier if it lies more than 2 standard deviations from the mean. Franklin's cases per 1000 is 1.16 standard deviations above the mean.



Thus, statistically Franklin is not an outlier. But I will admit the 84th percentile does get one to notice. Another way of putting it is it may not be statistically significant, but it is concerning if it goes up.

For that reason, I repeat my mantra, "Stay home, assume everyone is infected so social distancing is required." And, "**You** may be a carrier so social distancing is required so you don't infect others."

It is the best tool we have.

One for all. PK